

# 3.5 RELEASE NOTES

## Trimble® AllTrak™ Software

- Introduction
- Upgrade Procedure
- Trimble® Quick Link  
Software Interface

Trimble Navigation Limited  
Building Construction Division  
10355 Westmoor Drive  
Westminster, CO 80021  
USA  
+1-937-245-5587 Phone  
+1-937-245-5978 Fax  
[www.trimble.com](http://www.trimble.com)

## **Legal Notices**

### **Copyright and Trademarks**

©2012, Trimble Navigation Limited. All rights reserved. Trimble, and the Globe & Triangle logo are registered trademarks of Trimble Navigation Limited, registered in the United States and in other countries. AllTrak is a trademark of Trimble Navigation Limited. All other trademarks are the property of their respective owners.

### **Release Notice**

This is the November 2012 release (Revision A\_ENG) of the *Trimble AllTrak Software Release Notes*. It applies to version 3.5 of the software.

Thursday, November 29, 2012 12:11 pm

---

## Introduction

This document describe features and changes that are new in version 3.5 of the Trimble® AllTrak™ software and the AllTrak Mobile software.

## Upgrade Procedure

Refer to the Trimble® AllTrak™ *Update Installation Instructions* document for detailed installation information.

## Trimble® Quick Link Software Interface

The Trimble AllTrak software includes an interface with Trimble Quick Link, a licensing and communication software application. Benefits of this software application include:

### Virtual Computer Users

If you have Trimble AllTrak installed on a virtual machine, you no longer have to contact technical support to renew your licenses every 90 days.

### License Administration Control

Using the Trimble® Quick Link Management Studio, you can view license availability, update licensing, and obtain new licensing.

### Server Moves

In the event you need to move Trimble AllTrak from one server to another, you can easily accomplish this without contacting technical support for licensing issues.

### Share licenses


Licenses can be shared between multiple offices; however, the Trimble® Quick Link Hub must be installed at all locations.

---

## New Feature/Enhancements to the AllTrak software

### Calculation Settings

To provide more accurate calculations based on how your company does business, enhancements have been made to the Company Settings and Locations modules.


 **Tip** – If your company is not using Time-Based Charges, the enhancements in this section do not impact how your charges are calculated.

### Company Settings

The Company Settings module now allows you to:

- Define the number of billable days per month. **Note:** The Trimble AllTrak default remains at 28 days.
- Specify your company's weekly non-working days. If your company is open every day, you have the option to specify <None>.
- Options are also available that allow charges to accrue on Holidays, as well as, calculating charges for rentals on *all* days.

These settings are located on the Non-Working Days tab.


 **Tip** – If you use Time-Based Charges and you have also entered non-working days for the week you must adjust your number of billable days per month for monthly charges to calculate as expected. For example, if your company typically works a five day week, your billable days might be 20 or 21 days.

### Locations

The Locations module provides an option to follow the same rules defined in the *Company Settings* module or for a specific location, you can now:

- Define the number of billable days per month. **Note:** The Trimble AllTrak default remains at 28 days.
- Options are available that allow charges to accrue on Holidays, as well as, calculating charges for rentals on *all* days.

These settings are located on the Non-Working Days tab in the Location setup.


 **Tip** – If you use Time-Based Charges and the work week for this project is not based on the default set in Company Settings, you must adjust your number of billable days per month for monthly charges to calculate as expected. For example, if your company typically works a six day week on this project, your billable days might be 25 days.

---

## Reports

### Location Status Report

The Trimble AllTrak software, version 3.5, provides you with the ability to produce a more accurate Location Status Report when you use specific dates in your report setup. **Note:** These updated calculations pertain to assets using time-based charges.

 **Tip** – This feature is by default not activated in the Trimble AllTrak software. If you want to use it, you must clear the Enable Time Based Charge by Report Date checkbox in Company Settings.

#### New Calculation Processes

When the new calculation option is activated in Company Settings, the AllTrak software calculates the charges using the processes below:

Calculations	Processes
Calculation 1	From check out date to the end report date
Calculation 2	From check out date to the start report date
Calculation Results	Calculation 2 is subtracted from Calculation 1

The new calculations are illustrated below using the following sample asset setup.


#### Asset Time-based charge setup

Charge Categories	Charges
Hourly	10.00
Daily	50.00
Weekly	250.00
Monthly	800.00

- Asset checked out to a location on April 1, 2012.
- Report dates: May 1, 2012 through August 7, 2012

#### Calculations

4/1/12 - 8/7/12	4/1/12 - 5/1/12	5/1/12 - 8/7/12
<b>Total Charges</b>	<b>Subtracted</b>	<b>Report Result</b>
\$2,650.00	\$750.00	\$1950.00

 **Tip** – You can continue to use the initial method of calculating charges in the Location Status Report by leaving the Enable Time Based Charge by Report Date checkbox selected. The calculated charges in the report may be more or less than you anticipated using this method.

---

## **Transactions**

### **Cart Transactions**

The Trimble AllTrak software now allows you to select assets in the Asset List grid and drag them to the Active Cart in the Asset Details grid. This provides another means of adding assets to a cart.

### **RFID Capability**

This release of the Trimble AllTrak software includes an interface with the ThingMagic RFID reader. This enables reading of RFID tags from the AllTrak client and AllTrak Mobile asset transfer windows.

## **Display/Refresh**

### **Customized Layouts**

When creating or selecting a customized layout in the Trimble AllTrak software, the screen display refreshes automatically. You no longer need to close and restart the client-side of the application to view your layout.